


Bunny's Face Part



①



② Fold up the bottom part of the triangle slightly.




③ Fold down the top part of the triangle slightly.



④ Fold in half vertically.



Flip it over and draw its face ♡




⑥ Fold the three corners.




⑦ Fold the tip of the ear.

⑤ Fold both ends toward the center line.

Bunny's Body Part



① Make a triangle



② Fold both ends up toward the top of the triangle.



③ Fold both sides toward the center line.



④



⑤ Up side down. Fold up the bottom part slightly.



⑥

Flip it over and attach to the face part.